

## Maternal, Infant, & Early Childhood Home Visiting Year 4 Data Report

August 1, 2014-September 30, 2015

### THIS YEAR...

Improved in all 6  
benchmark categories



Improved in 24 out of 34  
performance measures

### Enrollment Expanded!

**2,929**

Parents and  
children were  
newly enrolled

**4,455**

Parents and  
children were  
served



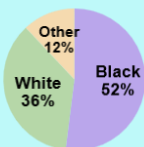
**2,138**  
Children

**2,317**  
Caregivers

Of the 4,455 participants served

## CAREGIVER CHARACTERISTICS

### Race



**64%**

Of families were  
from minority  
racial groups

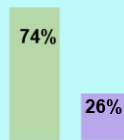
### Education



**60%**

Of parents had no  
more than a high  
school education

### Employment



**74%**

Of parents were  
unemployed or  
worked part-time

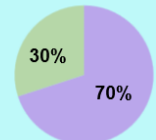
### Marital Status



**75%**

Of families were  
headed by a  
single parent

### Income



**70%**

Of families lived below  
100% of the Federal  
Poverty Line

## IN THE PAST 12 MONTHS...



**96%**

Of families with a need  
identified at enrollment received  
& completed a referral



**88%**

Of post-partum women  
were screened for  
maternal depression



**97%**

Of parents received  
guidance about child  
injury & safety

**13,362**  
home visits  
made



**55%**

Of parents reported  
coping well or very well  
with stresses of parenting



**22%**

Of women who smoked  
at enrollment, quit  
smoking



**49%**

Of parents improved  
their educational  
status



**97%**

Of women had no second  
pregnancy within 12  
months of giving birth



**<1%**

Of children were  
first-time victims of  
maltreatment